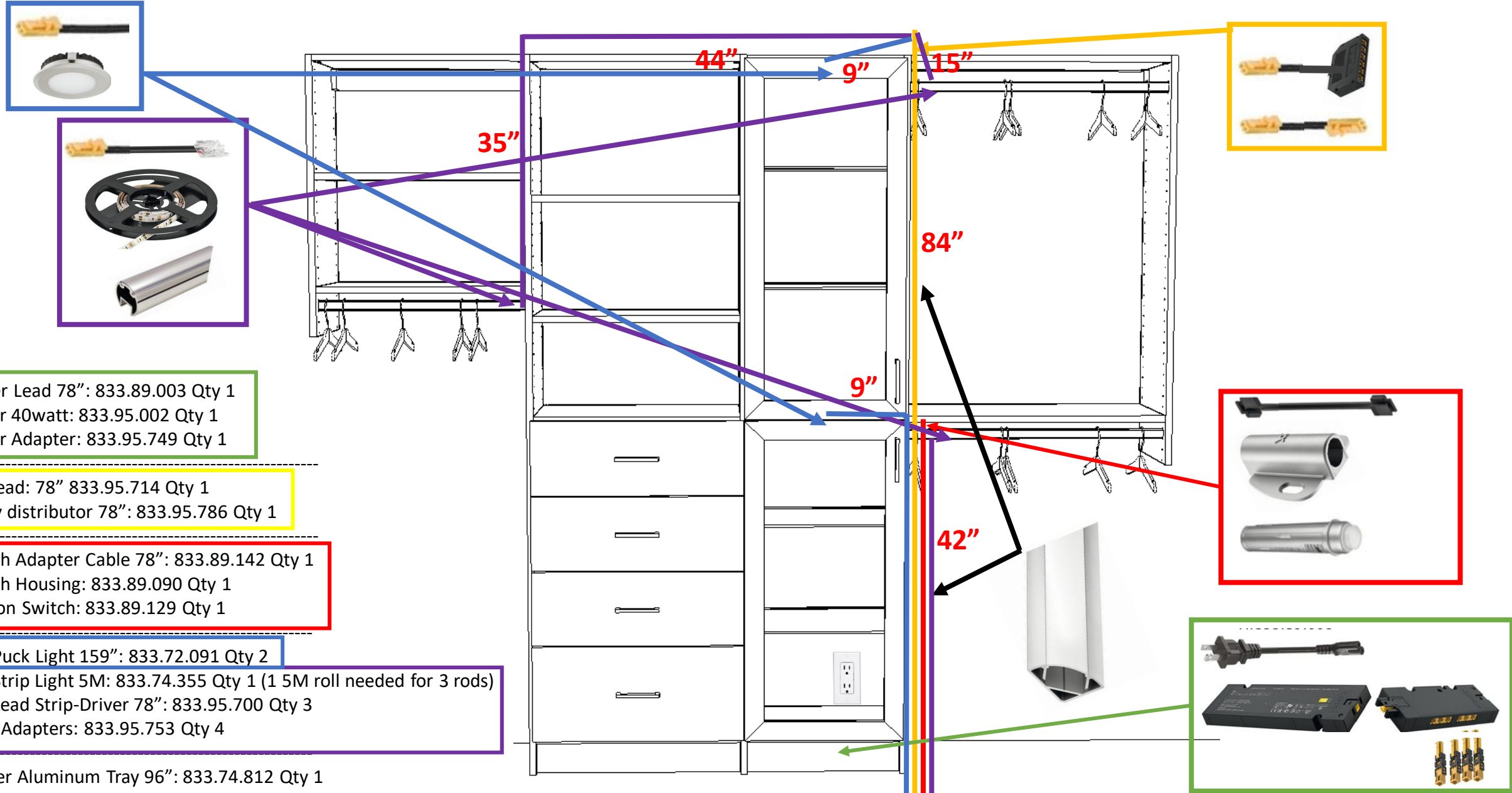


To Start: Layout the lights needed on the closet diagram and map the components below. Work from the lights to the wall socket detailing the leads and adapters needed. Once mapped and dimensions of the runs are less than the lead lengths then place the order within the 2020 Designs PFC catalog. *Don't be afraid to add extra leads just incase*



Power Lead 78": 833.89.003 Qty 1
 Driver 40watt: 833.95.002 Qty 1
 Driver Adapter: 833.95.749 Qty 1

Ext Lead: 78" 833.95.714 Qty 1
 6Way distributor 78": 833.95.786 Qty 1

Switch Adapter Cable 78": 833.89.142 Qty 1
 Switch Housing: 833.89.090 Qty 1
 Motion Switch: 833.89.129 Qty 1

LED Puck Light 159": 833.72.091 Qty 2
 LED Strip Light 5M: 833.74.355 Qty 1 (1 5M roll needed for 3 rods)
 LED Lead Strip-Driver 78": 833.95.700 Qty 3
 Light Adapters: 833.95.753 Qty 4

Corner Aluminum Tray 96": 833.74.812 Qty 1



Used for Drag and Drop Only
 * If added no need to item list order

*** Graphical - Drag and Drop
 LED PUCK LIGHTS
 H.833.72.091 LED Puck, 2.5", Recessed, 2.5W, Warm White, Chrome, 157"
 H.833.72.043 MINI LED Puck, 1 3/8", Recessed 1.5W Warm White Chrome, 78"

*** Non Graphical
 *** These items need to be used in item list

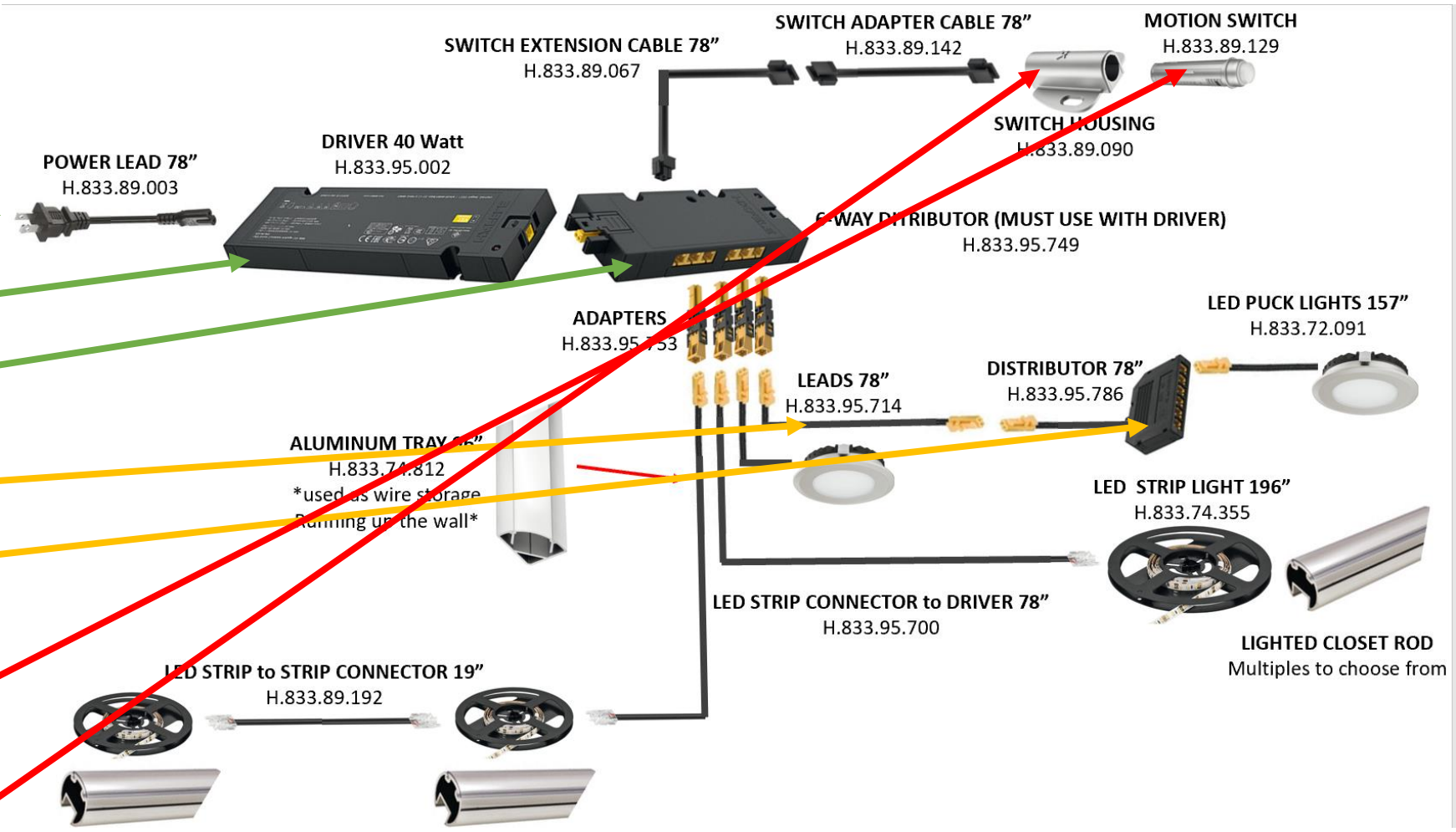
POWER LEAD
 H.833.89.003 Primary Lead 78"

DRIVERS
 H.833.95.000 20Watt 12V Constant
 H.833.95.002 40Watt 12V Constant
 H.833.95.749 6-way distributor w/ switching function (MUST Use with Driver)

LEADS - (From Driver to Adapter or Light)
 H.833.95.712 Ext. Lead, M/F 19"
 H.833.95.713 Ext. Lead, M/F 39"
 H.833.95.714 Ext. Lead, M/F 78"

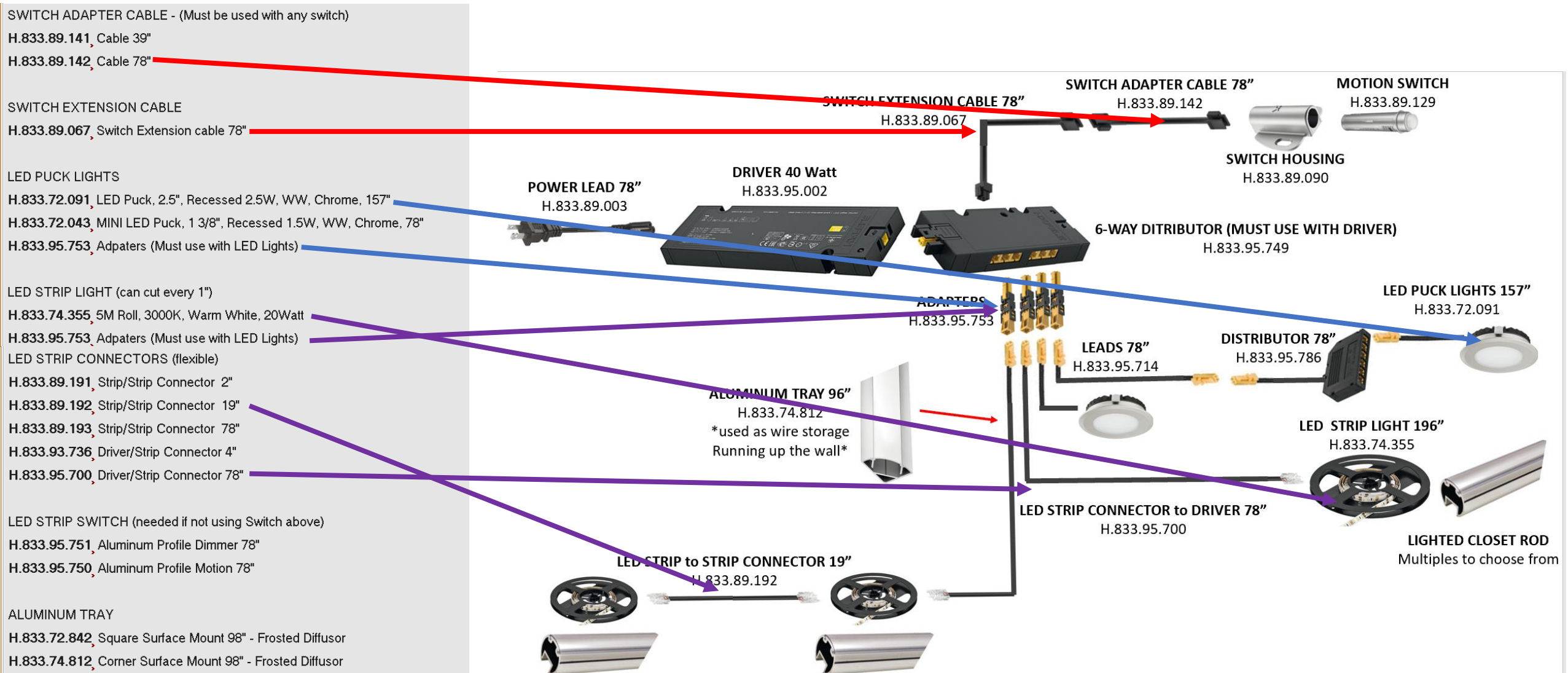
DISTRIBUTORS
 H.833.95.786 6-Way Distributor 78"
 H.833.95.742 4-way Ext. Lead 78"+59"+59"+59"x2"

SWITCHES
 H.833.89.108 Push Switch 78"
 H.833.89.133 Concealed/Touch Switch 0"
 H.833.89.122 Remote Switch 0"
 H.833.73.741 6 Channel Remote Receiver 39"
 H.833.89.128 Door Activation Switch
 H.833.89.129 Motion Switch
 H.833.89.090 Switch Housing (Must be used with any switch)



ALUMINUM TRAY 66"
 H.833.74.812
 *used as wire storage
 running up the wall*

LIGHTED CLOSET ROD
 Multiples to choose from



Notes:

- Other Configurations will occur, but principles of plug and play are the same.
- Do no overload 40Watts Max Driver (5M roll = 20Watts / 1 Puck Light = 2.5W / Safe working load is 35Watts Max) **Over 35Watts order 2 Drivers, Power Leads, 6Way
- Aluminum Trays are used as Wire Storage when running the wires up the wall or can be used as lighting trays as per individual designs
- Leads and wires are to be run externally (surface mount).